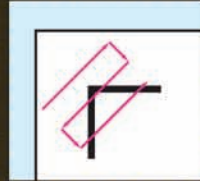


FC4500 SERIES

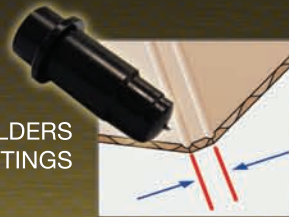


FC4510-60
33.8 in X 23.6 in
(optional stand ST0032)

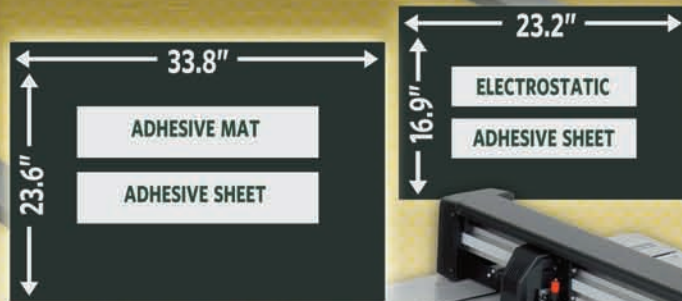
AUTO REGISTRATION
MARK SENSOR



2 TOOL HOLDERS
WITH SPECIALTY SETTINGS




UP TO 600 GRAMS OF DOWNFORCE
Cut & Crease up to 1.0 mm cards/boards



FC4500-50
23.2 in x 16.9 in

FC4510-60
tool holders shown

FC4500-50
tool holders shown



PACKAGING DESIGN/MOCKUP, VINYL SIGNS/LETTERING, PAINT PROTECTION FILM, FOOTWEAR PATTERN/TEMPLATE, STONE & GLASS ETCHING/SANDBLASTING

SPECIFICATIONS:

ITEM	FC4500-50	FC4510-60
Maximum Cutting Area	23.2 in x 16.9 in (590 mm x 430 mm)	33.8 in x 23.6 in (860 mm x 600 mm)
Max Media Width	19.6 in (500 mm) (Y-axis direction)	26.2 in (666 mm) (Y-axis direction)
Media Hold-Down Method	Electrostatic Adhesion and Adhesive Sheet	Adhesive Mat and Adhesive Sheet
Maximum Cut Speed	30 in/s (750 mm/s) in 23 steps	
Cutting Force	Tool 1: Max. 600 gf in 48 steps Tool 2: Max. 300 gf in 30 steps	Tool 1 and Tool 2: Max. 600 gf in 48 steps
Mechanical Resolution	0.005 mm (5µm)	
Programmable Resolution	GP-GL™ mode: 0.1/0.05/0.025/0.01 mm, HP-GL® : 0.025 mm	
Compatible Media Types	Marking film (vinyl, fluorescent, and reflective), Stiff paper/card (for stencils, etc.) up to 0.5 mm thick *1 Polystyrene foam sheets up to 0.8 mm thick *3, Sandblast rubber sheets up to 1.0 mm thick *2 Microflute board (F/G grades), Clear sheets for plastic boxes, High-intensity reflective film *3	
ARMS	Advanced Registration Mark Sensing System—Reverse-side cutting and creasing with ARMS, Copy function, Creasing function, Repeat cut function	
Interface	USB 2.0 High-speed / Serial RS-232C	
Command Modes	GP-GL™, HP-GL® emulation (selected by menu)	
Tool Holders	2	
Tool Types	Tool 1: Cutter blade, Creasing/scoring tool Tool 2: Pens (Water-based fiber-tip pen, oil-based ballpoint pen)	Tool 1 & 2: Cutter blade, Creasing/scoring tool; Pens (Water-based fiber-tip pen, oil-based ballpoint pen)
Unit Dimensions	33.7 x 30.7 x 7.9 in (856 x 780 x 200 mm)	46.1 x 37.9 x 7.9 in (1170 x 962 x 200 mm)
Shipping Weight	42 lbs (19 kg)	60 lbs (27 kg)
Optional Stand Shipping Weight	Not Available	62 lbs (28 kg) part #ST0032
Warranty	1 Year Parts & Labor Plus 1 Additional Year after online registration @www.graphtecamerica.com	

*1 The CB15U or CB15U-K30 cutter blade is used.

*2 The CB15U-K30 cutter blade is used.

*3 The CB15UA cutter blade is used.

- Auto Registration Mark Sensor
- Max 600 grams down force
- Reverse side cutting & creasing
- Cutting Master 2 - Adobe Illustrator, CorelDraw® plug-in*

FLATBED, PROFESSIONAL

*Mac & PC compatible. Must be full version of CorelDraw with CDs to work, not download or education version. See Graphtec website for details.